



UPVC DOORS & WINDOWS

SMART LIVING

Starts with windows & doors.

At first glance, a window is just a window. But look closer — and you'll see that not all windows are created equal. uPVC windows offer a new standard in living. Effortless comfort, elegant design, and long-lasting performance with zero fuss.

CONTACT US

011 786 5471 OR 082 555 2153
KELLY@KPARKERJOINERY.CO.ZA

SHOWROOM

44 12TH RD, KEW, SANDTON, 2090




Choose the Perfect Colour for your uPVC Windows and Doors



Our Ecoline and Ultraline uPVC windows and doors are available in a range of stylish, standard colours to suit any home or building design. Choose from White for a clean, classic look or opt for Matt Stone Grey for a subtle, modern touch. For a richer, warmer tone, Bronze offers a timeless appeal, while Anthracite

Grey delivers a sleek, contemporary charcoal finish. If you prefer a bold, dramatic statement, Jet Black provides a striking, sophisticated aesthetic. These colour options ensure you get the perfect match for your space while maintaining the durability and low-maintenance benefits of uPVC.

Where Style Meets Strength in Every Frame



▶ **Double Glazing Option**
Ecoline 18mm Double glazing.
Ultraline 24mm Double glazing.



▶ **Multi-Point Locking System**
Stronger than standard locks for extra protection.



▶ **Reinforced Frames**
Built for high durability and impact resistance

More than the ordinary

Looking for windows and doors that offer more than the ordinary? Our Rehau uPVC range combines lasting performance, sleek design, and energy efficiency—backed by years of industry expertise. From traditional windows to sliding and tilt-and-turn windows to premium doors, we provide tailored solutions for both new builds and renovations.

Enjoy the ideal balance of quality, affordability, insulation, and security with Rehau's trusted uPVC products—engineered to perform and built to last.



Energy Efficient - Lower U-Values & SHGC = Better insulation, improved solar control, and reduced energy costs.



Low Maintenance - uPVC resists rust, rot, and warping, giving you a long-lasting, low-maintenance solution.



Security First - Multi-point locking systems available to provide superior security and superior protection.



Affordable Options - From Ecoline to Ultraline, we offer options for every budget.




Noise Reduction - Reduces outside noise, creating a quieter and more peaceful home.



Graphite



Gold



Chrome



Black



White

Affordable uPVC
Windows and Doors
without compromise.



Scan QR Code to find
out more about the
Ecoline Range



Ecoline

DOOR & WINDOW RANGE

The Smart Choice for Affordable Quality

Ecoline offers affordable uPVC windows and doors designed for homeowners who want quality without the high price tag. With durable materials, excellent insulation, and low maintenance, Ecoline delivers smart savings without sacrificing performance. Enjoy a sleek, modern design that's cost-effective and built to last. Experience an affordable upgrade today!



Ecoline
WHITE, SINGLE GLAZE PROFILE



Ecoline
WHITE, DOUBLE GLAZE PROFILE



Ecoline
COLOUR, SINGLE GLAZE PROFILE



Ecoline
COLOUR, DOUBLE GLAZE PROFILE

The **Ecoline Single Glazing** has a **U-value estimated up to 4.32** and **SHGC estimated at 0.44**, offering better insulation, reducing heat loss in winter and keeping interiors cooler in summer.

The **Ecoline Double Glazing** has a **U-value estimated at 2.74** and **SHGC estimated at 0.36**, offering superior insulation, reducing heat loss in winter and keeping interiors cooler in summer.

Premium uPVC
Windows and Doors
for ultimate
performance



Scan QR Code to find
out more about the
Ultraline Range



Ultraline

DOOR & WINDOW RANGE

For those who want the best

UltraLine is the luxury choice for uPVC windows and doors, offering superior insulation, durability, and sleek aesthetics. With double glazing as standard and premium hardware, UltraLine enhances energy efficiency, security, and style. Elevate your home with the best in high-end uPVC design and performance.



Ultraline
WHITE, SINGLE GLAZE PROFILE



Ultraline
WHITE, DOUBLE GLAZE PROFILE



Ultraline
COLOUR, SINGLE GLAZE PROFILE



Ultraline
COLOUR, DOUBLE GLAZE PROFILE

The **Ultraline Single Glazing** has a U-value estimated at 3,84 and SHGC estimated at 0.37, meaning it allows more heat transfer, making it ideal for mild climates.

The **Ultraline Double Glazing** has a U-value estimated at 2,49, and SHGC estimated at 0.30, offering better insulation, reducing heat loss in winter and keeping interiors cooler in summer.



Why Choose REHAU uPVC Profiles?

Tested. Trusted. Proven.

When it comes to uPVC windows and doors, not all profiles are created equal. If you're looking for real value—not just a lower price—REHAU stands out as the smart choice.

Why? Because quality isn't an add-on. It's built in.

SABS & SANS Certified for South Africa. REHAU's uPVC window and door profiles are SABS tested and fully compliant with SANS 613 standards—the gold standard for South African construction.

These tests evaluate:

- Wind deflection and structural strength
- Water and air tightness
- Overall performance in local climatic conditions

In short?

These profiles don't just meet the bar. They raise it.

Built for the South African Climate

REHAU profiles use a Tropical Compound formulation that has stood the test of time. With UV-stable materials engineered for harsh sun, rain, and temperature extremes, these windows and doors are made to last—without fading, warping, or cracking.

Engineered for Performance

- **Structural Integrity** – Designed to resist high wind loads
- **Weather Resistance** – Say goodbye to corrosion and sun damage
- **Thermal Efficiency** – Keep your home cooler in summer, warmer in winter
- **Acoustic Insulation** – Reduce outdoor noise for quieter living

The Trusted Premium in uPVC

When compared side by side, REHAU profiles consistently deliver better performance, longer durability, and greater peace of mind than cheaper, generic alternatives.

You could settle for less—or choose a brand that's passed every test. The intelligent upgrade.



Is uPVC Overpriced?

Not when you understand what you're really getting.

Most people compare uPVC to the cheapest aluminium option — the entry-level, hollow-frame kind. But that's like comparing a well-designed, feature-rich family car to a bare-bones budget model with no aircon. Same category, different class. uPVC systems offer better insulation, stronger seals, and longer-term performance. When you look at the full picture, uPVC doesn't just compete — it makes the most sense.

uPVC	Hollow Aluminium (Non-Thermal)
Fully Insulated – naturally energy efficient	No thermal break – conducts heat & cold
Multi-chambered – great for soundproofing	Hollow inside – poor noise insulation
Maintenance free – no painting or corrosion	Powder coat fades – scratches, chips, rust
Corrosion-free – perfect for coastlines	Corrodes fast at sea level
Seals last longer – due to minimal expansion	Frequent gasket failures – leads to drafts
Multi-locking options – built for security	Often single-point locking – less secure
Built-in drainage – handles heavy rain	Hollow frames flood easily
Looks better over time – stable colour, UV safe	Fades & dulls over time
Excellent value for features	Cheap upfront, but limited in benefits
Saves money long-term – energy + maintenance	Costs more long-term with add-ons & fixes



Product Guidelines

To ensure strength, smooth operation, and weather resistance, each window style has recommended maximum dimensions. Staying within these design limits ensures the product performs at its best — for years to come.



Ecoline Side Hung Windows

	Size (W X H) mm	Maximum Size (W X H) mm
Box	49 x 36	-
Sash	44 x 36	700 x 1500 Overall size is determined by weight of glass. Hinge capacity is 25kg.
Glazing Range	4mm - 18mm	
Example: 600(w) x 1200(h) Window		
	Single Glazing	Double Glazing
U-Value	4.25 (4mm Glass)	2.73 (4 +10+4mm Glass)
SHGC	.41	.34
Handle	Cock Spur / Black & White Available	
Colour	White, Jet Black, Bronze, Anthracite Grey, Mat Stone Grey	



Ultraline Side Hung Windows

	Size (W X H) mm	Maximum Size (W X H) mm
Box	60 x 60	-
Sash	77 x 60	700 x 1500 Overall size is determined by weight of glass. Hinge capacity is 25kg.
Glazing Range	4mm - 24mm	
Example: 600(w) x 1200(h) Window		
	Single Glazing	Double Glazing
U-Value	3.84 (4mm Glass)	2.49 (4 +10+4mm Glass)
SHGC	.37	.30
Lock	Cock Spur / Espagnolette (Multi-Locking) See Colours on pg3	
Colour	White, Jet Black, Bronze, Anthracite Grey, Mat Stone Grey	



Ecoline Top Hung Windows

	Size (W X H) mm	Maximum Size (W X H) mm
Box	49 x 36	-
Sash	44 x 36	900 x 900
Glazing Range	4mm - 18mm	
Example: 600(w) x 1200(h) Window		
	Single Glazing	Double Glazing
U-Value	4.38 (4mm Glass)	2.77 (4 +10+4mm Glass)
SHGC	.42	.36
Handle	Cock Spur / Black & White Available	
Colour	White, Jet Black, Bronze, Anthracite Grey, Mat Stone Grey	



Ultraline Top Hung Windows

	Size (W X H) mm	Maximum Size (W X H) mm
Box	60 x 60	-
Sash	77 x 60	1200 x 900
Glazing Range	4mm - 24mm	
Example: 600(w) x 1200(h) Window		
	Single Glazing	Double Glazing
U-Value	3.94 (4mm Glass)	2.53 (4 +10+4mm Glass)
SHGC	.38	.32
Handle	Cock Spur / Espagnolette (Multi-Locking) See Colours on pg3	
Colour	White, Jet Black, Bronze, Anthracite Grey, Mat Stone Grey	



Ultraline Tilt and Turn Windows

	Size (W X H) mm	Maximum Size (W X H) mm
Box	60 x 60	
Sash	58 x 60	600 x 2400 900 x 2100 1200 x 1500
Glazing Range	4mm - 24mm	

Example: 600(w) x 1200(h) Window

	Single Glazing	Double Glazing
U-Value	3.82 (4mm Glass)	2.48 (4 +10+4mm Glass)
SHGC	.38	.30
Handle	Connoisseur / Espagnolette (Multi-Locking) See Colours on pg3	
Colour	White, Jet Black, Bronze, Anthracite Grey, Mat Stone Grey	



Ultraline Tilt and Turn Doors

	Size (W X H) mm	Maximum Size (W X H) mm
Box	76 x 60	
Sash	84 x 60	1600 x 2400
Glazing Range	4mm - 24mm	

Example: 900(w) x 2100(h) Window

	Single Glazing	Double Glazing
U-Value	4.02 (6.38mm Glass)	2.66 (6+6+6mm Glass)
SHGC	.41	.44
Handle	Connoisseur/ Espagnolette (Multi-Locking) See Colours on pg 3	
Colour	White, Jet Black, Bronze, Anthracite Grey, Mat Stone Grey	



Ultraline Single Hinged Doors

	Size (W X H) mm	Maximum Size (W X H) mm
Box	76 x 60	
Sash	104 x 60 (Open Out) 84 x 60 (Open In)	1000x 2400
Glazing Range	6mm - 24mm	

Example: 900(w) x 2100(h) Door

	Single Glazing	Double Glazing
U-Value	4.11 (6.38mm Glass)	2.76 (6 +12+6mm Glass)
SHGC	.42	.36
Locking Mechanism	Balmoral Door Handle (Black / White Only) Double Cylinder 40 /40 Espagnolette (Multi Locking)	
Colour	White, Jet Black, Bronze, Anthracite Grey, Mat Stone Grey	



Ultraline Double Hinged Doors


	Size (W X H) mm	Maximum Size (W X H) mm
Box	76 x 60	
Sash	104 x 60 (Open Out) 84 x 60 (Open In)	2000x 2400
Glazing Range	6mm - 24mm	

Example: 1700(w) x 2100(h) Door

	Single Glazing	Double Glazing
U-Value	4.18 (6.38mm Glass)	6.38 (6 +12+6mm Glass)
SHGC	.44	.38
Locking Mechanism	Balmoral Door Handle (Black/White Only) Double Cylinder 40 /40 Espagnolette (Multi Locking)	
Colour	White, Jet Black, Bronze, Anthracite Grey, Mat Stone Grey	

Product Guidelines

To ensure strength, smooth operation, and weather resistance, each window style has recommended maximum dimensions. Staying within these design limits ensures the product performs at its best — for years to come.



Ecoline Sliding Windows Frame 40		
Box	60mm x 40mm	XX OXXO XXXX
Sash	58mm x 36mm	



Ecoline Sliding Doors Frame 40		
Box	60mm x 40mm	XX OXXO XXXX
Sash	78 mm x 36mm	

Ecoline Sliding Windows Frame SSL		
Box	70mm x 50mm	OX OXXO
Sash	58mm x 36mm	

Ecoline Sliding Doors Frame SSL		
Box	70mm x 50mm	OX OXXO
Sash	78 mm x 36mm	

Ecoline Sliding Windows Frame SSL		
Box	116mm x 50mm	OXX OXX XXO
Sash	58mm x 36mm	


Ecoline Sliding Doors Frame SSL		
Box	116mm x 50mm	OXX OXX XXO
Sash	78mm x 36mm	

Max Sash Size	1300 x 1500 (30Kg Wheels Weight Restriction)
Glass	4mm - 19mm
Lock	Crescent Lock
Handle	Flush Pull (Silver)
Colour	White, Jet Black, Bronze, Anthracite Grey, Mat Stone Grey

Max Sash Size	950 x 2350 /1400 x 2150 (90Kg Wheels Weight Restriction)
Lock	Hook Lock
Handle	Flush Pull (Silver)
Glazing Range	4mm - 19mm
Wheels	90Kg
Colour	White, Jet Black, Bronze, Anthracite Grey, Mat Stone Grey

Example 1200(w) x 1200(h)	
Single Glazing	Double Glazing
U-Value	
4.75 (4mm Glass)	2.85 (4+10+4mm Glass)
SHGC	
.52	.43

Example 1800(w) x 2100(h)	
Single Glazing	Double Glazing
U-Value	
5.04 (6.38mm Glass)	3.06 (6+6+6mm Glass)
SHGC	
.58	.63



Ultraline Sliding Windows 2/1

Box	60mm x 54mm	XO XXX OXXO
Sash	68 mm x 41mm	XXXX



Ultraline Sliding Doors 2/2

Box	60mm x 54mm	XO XX OXXO
Sash	85 mm x 41mm	XXXX

Ultraline Sliding Window 3/1

Box	108mm x 54mm	OXX XXX XXX
Sash	68 mm x 41mm	OXX XXO

Ultraline Sliding Doors 3/2

Box	108mm x 54mm	OXX XXX XXX
Sash	85 mm x 41mm	OXX XXO

Max Sash Size	1500 X 1800
Glazing Range	4mm - 20mm
Lock	Espagnolette
Handle	Connoisseur (As per samples on pg 3)
Wheels	20Kg
Colour	White, Jet Black, Bronze, Anthracite Grey, Mat Stone Grey

Max Sash Size	1500 X 2400
Glazing Range	4mm - 20mm
Lock	Espagnolette
Handle	Pembroke Euro Handle & Cylinder (Cock Spur / Espagnolette (Multi-Locking) See Colours on pg 3 are also available for Sliding Doors)
Wheels	90Kg
Colour	White, Jet Black, Bronze, Anthracite Grey, Mat Stone Grey

Example 1200(w) x 1200(h)	
Single Glazing	Double Glazing
U-Value	
4.55 (4mm Glass)	2.98 (4+10+4mm Glass)
SHGC	
.43	.36

Example 1800(w) x 2100(h)	
Single Glazing	Double Glazing
U-Value	
4.86 (6.38mm Glass)	3.14 (6+6+6mm Glass)
SHGC	
.51	.38





Engineered for Silence, Built for Comfort

Say goodbye to outside noise and hello to calm, quiet comfort.

Our uPVC windows and doors have proven their performance in both homes and hotels—offering Rw (Ctr) ratings of 32 dB and 38 dB respectively—near airports, highways, and other high-noise environments.

When it comes to soundproofing, it's important to understand the role glass plays in noise reduction. For moderate noise levels, 6.5mm SoundPrufe glass can outperform basic double glazing at a lower cost. However, in areas with extreme noise, opt for a high-end Asymmetric Double Glazed Unit—and remember, at least one pane in a double-glazed unit must always be laminated to achieve effective sound insulation.

uPVC frames also contribute to sound reduction. uPVC frames help reduce vibration and further improve the overall acoustic performance of your windows.

Option	Rw (Ctr)	Noise Reduction	Cost	Complexity
6,5mm SoundPrufe	~32dB	Good	Lower	Simple
Basic Double Glazing	~30dB	Slightly worse	Higher	More Complex
High-End Asymmetric DGU	~35-38dB	Better	Highest	Custom Glass mix

A Division of K Parker Joinery



Affordable Solutions. Superior Insulation.
Modern Living.

We're not just another window supplier. We're your partner in creating a home that's secure, energy efficient and stylish. Speak to our team about customising your uPVC solutions to suit your home's design and your lifestyle.

011 786 5471
082 555 2153

kelly@kparkerjoinery.co.za

Showroom: 44 12th Rd, Kew, Sandton, 2090

Johannesburg | Pretoria | Vaal Triangle
Durban | Cape Town

www.upvc.co.za



Gold Certified Member



www.upvc.co.za